



THE



FLATWHEEL

FEBRUARY 2018

VOLUME 53, NUMBER 2



In This Issue

FEBRUARY 2018 VOLUME 53 NUMBER 2

FEATURES

- 16 ELECTIONS!**
- 17 CALL FOR VOLUNTEERS**
- 18 EARN THE ASSOCIATION VOLUNTEER AP, PART 3**
- 23 HELICON FOCUS**
- 26 THE BYLINE**
- 28 SOME INFO ON MODEL PAINTS**
- 30 MODELING IS MODELING IS MODELING**
- 31 GREAT LAKES SCIENCE CENTER PROJECT**

COLUMNS

- 3 North Coast Leadership**
- 4 When and Where**
- 5 An Editorial**
- 6 Herbie's Rumbblings**
- 8 General Meeting Minutes**
- 9 This & That**
- 9 Sidebar**
- 10 Module Group**
- 11 Membership**
- 11 Raffle**
- 12 Company Store**
- 14 Clinic**
- 15 Contest Table**
- 33 What's Going On?**
- 37 Hobby Sources Listings**



Member Mike Fahler has come a long ways on his NKP based layout. The cover photo was taken during a recent OP session your editor was fortunate to be invited to. Thanks. Mike!

NORTH COAST LEADERSHIP

ELECTED OFFICERS

Superintendent - Steve Kaplan (216) 561-1648
spk@skaplanassociates.com

Assistant Superintendent - Lee Sheffield
lakeshorenyc@yahoo.com

Secretary - Dave Williams (440) 838-4996
dave_wms@sbcglobal.net

Treasurer - Greg Noeth (216) 789-2086
gjnoeth@yahoo.com

Director East - Fred Obreza (216) 587-4419
chevy5664@sbcglobal.net

Director Quad County - Jim Moore (419) 684-5833
moorez@aol.com

Director West - Gary Schaefer, trains.ohio@yahoo.com

Director at Large - Brian Haas, haasland@msn.com

Director at Large - John Hemsath (440) 871-9676
hemsathj@gmail.com

APPOINTED POSITIONS

Great Berea Train Show - David James c (440)-785-9907
david.j@brtcharter.com

Achievement - Bruce Brintnall MMR,
brintnall@mindspring.com

Layout Tours - Ron Morgan, ronlco844@gmail.com

Contests - David Lawler, davelawler@oh.rr.com

Historian/Archivist - Frank Bongiovanni

Raffle - Mike Klein, pstlw@cox.net

Co. Store Manager - Chuck Klein, cbklein765@gmail.com

Clinics - Larry Madson, lmadson@roadrunner.com

Flatwheel Editor - Bruce Bowie, in2trains@gmail.com

Membership - Bill & Billy Ferry, clevelandbill@mac.com

Modules - Scott Benson, sbenson440@zoominternet.net

N.O.A.R.S. Representative - Bill Kovacs

Webmaster - Ben Lanza, blqt@nls.net

Refreshments - Joe Filipiak, graftonpotter@frontier.com

Training Day - Gary Schaefer, trains.ohio@yahoo.com

DIVISION 4

THE NORTH COAST DIVISION

OUR NEXT MEETING WILL BE IN JANUARY

[WE WILL HAVE AN AWARDS BANQUET IN LIEU OF OUR REGULAR DECEMBER MEETING]

DOORS OPEN AT 7:00 P.M. FOR SOCIALIZING. MEETING STARTS AT 7:30 P.M.

WE OFFER GOOD FELLOWSHIP, FREE SOFT-DRINKS/COFFEE AND AN INFORMATIVE CLINIC ON SOME ASPECT OF OUR HOBBY. JOIN US!

WHEN & WHERE WE MEET

The North Coast Division holds 10 meetings a year (none in July and August). Meetings are on the 2nd Friday of each month. A

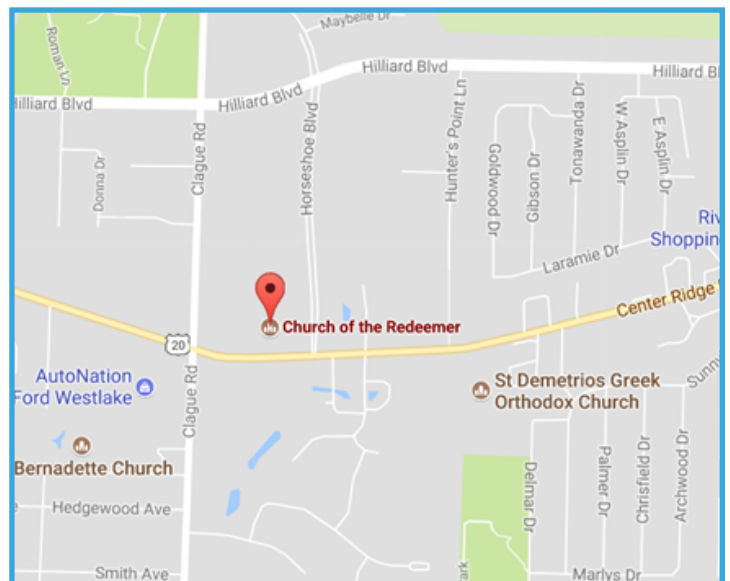
social half hour starts at 7:00 p.m. followed by a short business meeting at 7:30. After a short break, a railroad themed raffle and clinic complete the typical agenda. Meetings are held at the Church of the Redeemer, 23500 Center Ridge Rd, Cleveland, OH 44145. Visitors are welcome to attend any meeting.

The Division's newsletter, *The Flatwheel* is published monthly (except during July and August) by Division 4 of the Mid-Central Region (MCR) of the National Model Railroad Association (NMRA). All comments are welcome. Views expressed in *The Flatwheel* do not necessarily reflect the opinion of the NMRA, MCR, or Division 4.

The Flatwheel is typically electronically published no later than the Monday preceding the monthly meeting. Submissions are due no later than the 26th of the prior month, for example, August 26th for the September *Flatwheel*.

Uncredited photos courtesy of the editor or staff photographer Dave Williams.

Yahoo - The Division has a Yahoo group available for members. Send your request to join to dave_wms@sbcglobal.net. It's best to include "Division 4" in the subject line and include your name. The group is private and does not appear on the Yahoo directory.



AN EDITORIAL



building my railroads. I do enjoy filling them with well done models, both structures and rolling stock. I also love having friends over to operate my railroad.

So, I said to myself, you better get moving. Because nobody says I will be physically and mentally capable of enjoying my railroad until I take that last nap.

So how many of you have been procrastinating on building *your* railroad! Too much stuff in the way, clean it up, sell it, give it away.

Too tired, take a nap, then get up and do even a few minutes on your railroad.

I still work a part-time job, five days per week, 5 hours per day. And I do often come home tired. And I do take a "power nap" most days. I have started napping on the couch in the room adjacent to the layout space. I know it sounds goofy, but when I get up from my nap I am close to the layout and this helps motivate me to do SOMETHING on it every day. And you know what? When I do SOMETHING, I typically end up doing more than I thought I would.

Don't put off until tomorrow what you can do today.

Benjamin Franklin

This is the February Flatwheel, meaning I am only five months away from my 67th birthday. Wow! I seem to recall a reader survey by one of our hobby magazines not too many years ago that indicated I was the AVERAGE age in our hobby. And looking at my fellow North Coast Division members attending our monthly meetings, I would have to say their survey was pretty accurate.

I had this issue in mind when I recently kicked my hobby butt in gear and once again got busy on building my railroad.

Let's be honest. IF I live to my mid-80's*, AND keep my physical and mental wits about me until the day I take my final nap, I have less than 20 years to build and **ENJOY** what is likely my last model railroad.

Note the emphasis on **ENJOY**. I truly don't enjoy

Don't put off until tomorrow what you can do today. You just don't know how many "tomorrows" you have!

Bruce Bowie

I am still a ways off from an operating railroad, but I am getting closer each day. How close are you getting?? 🚂

BRUCE BOWIE

EDITOR



*and I, with the magic of my Scottish dew, may stay pickled 'til one hundred and two.

HERBIE'S RUMBLINGS



HELP EVERY MODEL RAILROADER BECOME INJURY EXEMPT

WOW! – what a busy fourth quarter we had - The Great Berea Train Show, Training Day, The Great Lakes Science Center display (cumulative attendance through January 24 was **39,546!**) and demonstrations and Trees and Trains at the Black River Landing. You can be proud of your Division. By my count, over 50 of you participated in one or more of these activities. I also note that the module group has three activities scheduled for March and April. Scott can tell you about them at the meeting.

that the best thing would be to cancel. Considering the accidents reported on 480 and other major routes, it was definitely the right thing to do.

As you read this, seven of us are in Springfield, Mass,



PHOTO @ TREES and TRAIN -by Gary Schaefer

for the Amherst Train Show – the largest in the country, to spend anything we have left after the holiday season, and to run trains with the Hub Group from Boston. There should be a report in the next Flatwheel.

The Board of Directors will be meeting at 7:00 on Tuesday, February 6th at the Church of the Redeemer.

All members are welcome to attend all Board meetings.



PHOTO @ TREES and TRAIN - by Gary Schaefer

I am only aware of one regular meeting attendee who braved the elements on the 12th, Darl Kretsinger. Sorry you read the email too late Darl! I had received “we aren’t coming” calls, emails and “threats” from the Southwest, Far West, South and my wife, so it appeared

Don't forget - March 9th is our annual Member Appreciation Night (PIZZA!!!). Larry has arranged a surprise for us while we stuff our faces.

Also don't forget to get yourself (and your spouse) signed up for the 2018 Regional Convention in Cincinnati, May 17-20. It promises to be a good one with lots of activities. Also, now is the time to make plans to attend the National NMRA Convention and Train Show in Kansas City August 5-12, 2018. In addition to great clinics, and some of the greatest layouts in the hobby, remember what an important rail center KC is, and has always been. The prototype opportunities will be amazing.

Please remember to engage the new members and/or guests in conversation before the meeting, and during the break. They can be identified by a green name tag

(or no name tag if they sneak past Bill Ferry).

Don't forget to take home a few DVD's from our library. See Chuck in the Company Store. And, see me if you want to check out a set of Fast Tracks tools. We have #4, #6 and #8 turnout kits available. Also available are other turnout fixtures owned by individual members who have agreed to loan them out - these include a #5 turnout, a crossover and a gauntlet track.

See you at the meeting, 🚂



**STEVE KAPLAN, SUPERINTENDENT
THE NORTH COAST DIVISION**

Naomi Parker Fraley, the real Rosie the Riveter, died January 20, 2018, aged 96. The iconic WW II poster was based on this photo of Naomi. Anyone modeling 1942 and after can easily add this type detail to their structures. It could even be used into the 1950's with a little wear and tear showing. - EDITOR



GENERAL MEETING MINUTES

THERE ARE NO MINUTES THIS MONTH AS WE HAD A PRETTY GOOD (MEANING BAD) ICE & SNOW STORM THE EVENING OF JANUARY 12TH. OUR LEADERSHIP WISELY CANCELED THE MEETING - EDITOR

THIS



OR THIS



**THANKS FOR
CANCELING!**

THIS & THAT

**Switzerland
funicular:
World's steepest
railway opens
from:
<http://www.bbc.com>
December 17, 2017**



The world's steepest funicular railway has opened to the public in Switzerland.

Specially constructed cylindrical carriages have been used to ensure that passengers can stay upright on the incline.

The floors tilt, adjusting to the slope as the funicular climbs at a gradient of 110% at its steepest point.

The railway runs from the town of Schyz up 110m (328ft) to the car-free Alpine village of Stoos.

The Stoos Bahn took 14 years to build - two years longer than scheduled - at a cost of 52m Swiss francs (£40m; \$53m).

But Ivan Steiner, spokesman for the railway, said the project's completion had

electronic devices use "wall warts" for their power. Then there are all the tools we use during the construction phase. If you are installing electric outlets during the room preparation phase, it is a great idea to have switches near the entrance to turn the power on/off to the outlets. Common residential wiring practice in such cases is to split a duplex receptacle, with the top receptacle turned on and off by a switch and the power to the lower receptacle always on. However, as in my case, the receptacles were installed prior to the layout taken into consideration. These devices make for an easy and inexpensive option. They can be purchased at Amazon, amongst other locations. Search "Etekcity Wireless Remote Control". Currently, the three pack pictured is available for \$16.98 (and free shipping if you are an Amazon Prime member). They also sell packs of five with a remote that can control up to five separate units. Multiple packs can be purchased and controlled by the same remote. I have five; #1 turns on my layout "day" lighting, #2 turns on my DCC Command Control unit, #3 turns on my three boosters and other electronics needed to run trains, #4 will eventually turn on my accessories and #5 controls my "night" lighting. The units are easily programmed for the number to control it. More than one can be set for the same "channel". Very easy and inexpensive solution. - Editor



FAMILY HANDYMAN MAGAZINE - Family Handyman is a good source for all types of helpful ideas. While this magazine does not come anywhere near a hobby publication, I feel it has a lot to offer. You can get a low cost subscription at:

<http://www.familhandyman.com/givetoday>

A copy can also be picked up at your local home improvement store. There are tons of tips, time saving ideas, along with some great tool reviews. Many tips or ideas can be used in our model railroad workrooms. Look thru the pages of the magazine. I think you'll agree its pretty good. - Joe Kurelic, MMR



LAYOUT POWER CONTROL - I think I have mentioned these handy devices before, but they warrant a second head's up as they are on sale. We use a lot of electricity to operate all the various devices on our layouts. Many of today's

MODULE GROUP

Great Lakes Science Center Exhibit **CONTINUES!**

The modular layout display at the Great Lakes Science Center continues to go well. So far, we've had 100% coverage of the event; thanks to all our staffing volunteers!! Our on-loan Scale Trains locomotives and rolling stock have provided hundred of hours of operation, saving us some wear and tear on our personal equipment. The event closes after February 19, so there is still a chance to see the Division 4, Midwest Railway, and other displays.

The Module Group had our annual planning meeting on January 11. We've tentatively planned for 12 events in 2018, pending detailed arrangements for each event. The highlight will be our requested display at the National Train Show in Kansas City in August. We've selected a name for our railroad, the *Cleveland, Sandusky and Southern RR*. This gives us an identity at big events like the NTS, and for the local events also. We've started working on a logo for the railroad as well.

Our next events will be the Independence Train Show on March 3, put on by KD Trains, a regular vendor at the Great Berea Train Show, and then Division 5's Railfest March 17 & 18. Hope to see you all at these shows! 🚂

SCOTT BENSON
MODULE GROUP



made everyone "very proud".

In mountainous Switzerland, where children regularly use cable cars to get to school, the line will connect communities as well as provide a new tourist attraction, reports the BBC's Imogen Foulkes.

Should potential passengers feel fainthearted, they can be reassured that the journey lasts just four minutes.

To see a short video, copy paste this link:

<http://www.bbc.com/news/world-europe-42384814>



SPRING LAYOUT TOURS

Ron Morgan, Layout Tours Chairman is looking for some east side layouts to be open during the Spring Layout Tours, sometime in May. Please contact Ron at ronalco844@gmail.com, or call him on his cell, 440-476-8876. Layouts in any phase of construction can be toured. In fact, early construction can help members with their projects.

There is no better way to get work done on your layout than to get yourself scheduled for an open house. Ask me how I know!! - Editor

MEMBERSHIP

NEW MEMBER

We wish to welcome new member John Hughes, of Oberlin. Welcome John! Let us know how we can help you get more from this hobby of ours. We look forward to meeting you.

BIRTHDAY WISHES

We wish to send Happy Birthday Wishes to the following members celebrating their birthdays in February:

Bruce Blonder

Thomas Hemsath

John Rowe

Dennis Brown

Daniel Kovacs

Encie Super

Journey Carter

Donald Marcussen

Chuck Sword

Jacob Dew

David Neuzil

Robert Todten

Gary Dunn

Michael Oster

Lance Warner

Brian Haas

John Puch

Richard Woodward

MEMBERS: If you look for, but don't find, your birthday in the Flatwheel, it is because the Member Database does not include your birthdate information. If you'd like it to be added, please email Bill Ferry, Membership, at ClevelandBill@mac.com or call (440) 570-2112 and leave a message. 🚂

BILL AND BILLY FERRY MEMBERSHIP CO-CHAIRS



RAFFLE

Hello everyone,

I hope you all weathered (pun intended Mike?) the storm. February's raffle will be another fine display of prizes, with a few extras from January. See you there. Use your dollars (or Raffle Bucks if you have been wise enough to submit a picture, or article, to The Flatwheel!) and enjoy.

THE RAFFLE DUDES



And remember, we are "retiring" from this & the Company Store voluntary positions after the June meeting. So put up YOUR hand to take on this fun role!

COMPANY STORE

The Company Store has a dozen Reefer Cars all wood side 2 numbers. \$18.00 each, Hats \$20.00 each, Division Patches \$3.00 each, Region school house kits only 4 remaining \$45.00 each. We can order Division 4 shirts. Cost paid up front \$35.00 depending on which style. We have DVDs for lease on various modeling techniques. \$10.00 refundable deposit required. 🚂

Wood Side, 2 numbers available \$18 ea.



**MCR Schoolhouse
Laser Cut Kit \$45 ea.**



**Division 4 Patches
\$3 ea.**



**SHIRTS WILL BE AVAILABLE
THIS FALL!**

***Polo's along with both short
and long sleeve. Stay tuned.***

**Division 4 Ball
Caps \$20 ea.**



FREE DVD'S!

I should remind everyone that we have a library of how to DVD's for member use. A \$10.00 deposit for each DVD rented. \$10.00 returned when DVD returned at next meeting. Check the listing by clicking on MEMBERS ONLY, then VIDEO LIBRARY to see a list of over 120 DVD's! 🚂

**CHUCK KLEIN
STORE
MANAGER**



Division 4 Apparel Order Form		
Name:		
Street:		
City:	State	Zip
Email:		
Phone:		
Name on shirt:		

Qty	Item	Size (circle)	Price	Amount
	Polo Shirt with pocket	S M L XL	\$25.00	
		2XL	\$27.00	
		3XL	\$28.00	
	Polo Shirt no pocket	S M L XL	\$24.00	
		2XL	\$26.00	
		3XL	\$27.00	
	Button Front short sleeve	S M L XL	\$32.00	
		2XL	\$34.00	
		3XL	\$35.00	
	Button Front long sleeve	S M L XL	\$32.00	
		2XL	\$34.00	
		3XL	\$35.00	
	Baseball Cap		\$20.00	
			Total:	

Note: All orders must be paid in full in advance.

For mail orders, send order form and check made payable to **Division 4 MCR/NMRA** to:
 Larry Madson
 37863 N Doovys St.
 Avon, OH 44011

**PRINT THIS PAGE & ALONG WITH FUNDS MAIL TO:
 LARRY MADSON, 37863 N. Doovy's Street, Avon, OH 44011**

CLINIC

February 2018

The Last U.S. Army Railroad Unit

Brandon Wehe

Brandon's program is a slide presentation about the last U.S. Army Railroad unit. Brandon was a member of the 757 Railroad Transportation Battalion for some 8 years. Photos cover training, special military railroad equipment, typical operations and procedures for handling and loading railroad cars. Mission assignments typically covered urgent moves of military equipment and ordnance by rail at Army Depots, Ammunition Plants, and Military Bases where the unit augmented government and contracted railroad personnel.

March 2018

A **Suprise** for Member Appreciation Night, March 9th!

NOTE: If you were looking forward to Larry's clinic on DCC wiring, originally scheduled for January, it will be presented later this spring.

CLINICS WANTED

Help!!!! I am looking for programs for October 2017 through June 2018. If any of you would like to share your modeling techniques, know of someone I could contact for a program, or have a suggestion for a program topic, please contact me. If you have contacted me previously about a program, please take time to remind me again.

Larry Madson

lmadson@roadrunner.com

440-934-2643 or 440-864-2305

Clinic Presentation Aids Division 4 has a digital projector available for use by Division members for presenting clinic programs in digital format. We now also have a carousel slide projector with carousels. The Division also has a video camera available for program enhancement. Anyone wishing to use the camera or the projectors for their program, contact Larry Madson. 🚂

LARRY MADSON

CLINIC CHAIRMAN



CONTEST TABLE

There was no contest to report on for December due to the Awards Banquet or January due to the weather related meeting cancellation. Do not despair however, as there will be a contest in February.

ACTUALLY, there will be a **DOUBLE CONTEST** in FEBRUARY that will include both the EMD "F unit" subject from January and the Favorite Automobile subject scheduled for February with totally separate voting for each contest/subject so no points will be lost.

For anyone who only has an "E" unit but would still like to enter the contest, take your razor saw and hack 21' off the rear end then stuff a paper towel or old newspaper in the cavity you've created.



DAVE "MR. CHEERIOS" LAWLER
CONTEST CHAIRMAN

Canadian National F3's as typical examples for January contest.



Nominations for this years elections will close at the end of the February meeting. The slate of candidates as of this writing are:

Superintendent Lee Sheffield

Asst. Super Ron Morgan

Secretary Dave Williams

Treasurer Greg Noeth

Directors:

East Fred Obreza

West Gary Schaefer

Quad-County Jim Moore

At-Large Brian Haas

At-Large John Hemsath

If you are interested in running for one of these positions see Joe Kurilec, Mike Klein, or Chuck Klein. This is your nominating committee. 🗳️

MEMBERS:

As I mentioned in the January *Flatwheel*, there is no better way to be fully embraced as a member of any group than actively participating. And there is no better way to participate than to be an officer. Don't let these guys "slide" into office! Get yourself nominated and run. Even if you don't get elected, this time, you get yourself in front of the group. - Editor

ELECTIONS!



**BY CHUCK KLEIN
ELECTIONS COMMITTEE
CHAIRMAN**

CALL FOR VOLUNTEERS

The weather has conspired against me. I was set to announce at the January meeting the need for Division 4 Volunteers for the Membership Table at Division 5's Railfest coming up in March, on the 17th and 18th, from 10:00 to 4:00 each day.



RAILFEST 2018
Saturday and Sunday
March 17 & 18, 2018
10 am to 4 pm
Buy - Sell - Trade

Use the bulk of
the time and
budget your Personal
Outfitted with
your Trade
Instruments.

Located at:
Lakeland Community College
7700 Clocktower Dr.
Kirtland, Ohio 44094
2018 - C. J. & E. 2018 41-42 110

Admission \$7.00
Two Day Pass \$12.00
Family (couple) \$12.00
Family (three) \$12.00
1000 vehicle available at various prices

Free Parking
Free Shuttle Bus
6:00am - 10:00pm

For Information Write:
NATIONAL MODEL RAILROAD ASSOCIATION
PO BOX 20017
Mentor, Ohio 44049
Phone: (440) 887-4800
FAX: (440) 811-4816
Email: railfest@nmra.org

Presented by:
NATIONAL MODEL RAILROAD ASSOCIATION
MCR - Division 5 Event
Hosted by Lakeland Community College
Presented at www.lakelandcommunitycollege.edu
Largest gathering during the American Model Rail Show

Traditionally, we have done three two-hour shifts per day: 10:00-12:00, 12:00-2:00, and 2:00-4:00. Volunteers at the Membership Table receive free admission for that day.

We are looking for Volunteers. Simply e-mail or call me with your name and preferred shift. I'll bring the list to the February Division meeting, but thought we should get this into people's calendars sooner than later. As you know, Division 5 sends volunteers every year to the Great Berea Train Show. This is our way of reciprocating.

Furthermore, I don't know if we've shared with our membership some of the extras that Division 5 adds to the show. They have a "Box Lunch" program which seems convenient (I haven't tried, so I can't vouch for tastiness). They also have the Railfest Dinner on Saturday evening of the show, held at the Painesville Depot. Information is available at <http://www.railfest.org>


Thank you!

(440) 570-2112 or email clevelandbill@mac.com



BY BILL FERRY
MEMBERSHIP CHAIRMAN

EARN THE ASSOCIATION VOLUNTEER AP CERTIFICATE - PART 3



BY JOE KURILEC, MMR

Earning AP points at the Great Lakes Science Center program "All Aboard, The Science of trains":

PART 3

Part one & two of this article ran in a past issues of *The FlatWheel*.

As of November 25, 2017, Steve Kaplan contacted Frank Koch, NMRA Executive Assistant Manager for the AP.

Frank was able to increase the points earned for members because of the length of the GLSC railroad show.

Anyone interested in the Association Volunteer award can contact Steve or myself for details.

This last article, PART 3, Association Volunteer will focus on the Statement of Qualifications forms used to apply for your award certificate.

These can be found on the NMRA website.

<https://www.nmra.org/regions/>

Look for the education tab along the top of the NMRA page. Click on that to see a drop down menu. Click on achievement program.

Here you can find all of the info needed for getting started in the Achievement Program.

Downloads of the forms you need are also located here.

I have added those forms to this article. The highlighted areas are what you need to fill out.

This completes the 3 part series on Achievement Program, Association Volunteer. I'd like to see many of the Division 4 volunteers that have earned many points already apply for this AP.

We are lucky to have many members in the Division that can help you earn any category in the AP!

You'll find a list of qualified witnesses below. 🚂

To all members, but particularly our BOD and Chairmen,

Joe is doing a great job of showing just how easy it is to get the Association Volunteer AP. "Leadership By Example" is a mantra I have always believed in. So, let's show all our members how easy this AP certificate is by doing it ourselves! - Editor

Requirements

Basic to each Achievement Program category are specific requirements pertinent to that category. The following requirements are pertinent to all categories. Each member who has been granted an Achievement Certificate must:


1. Have completed all of the requirements for that category.
2. Be a current NMRA member at the time of requesting certification.
3. Request certification on the official AP Statement Of Qualification form (SOQ) and submit two copies to the AP Manager of the Region (By way of the Divisional or Area Manager.) in which the member currently resides.
Note: Any member who resides outside their "Home" Region, for less than six months of the year, and who participates in the second region's contests, or has Merit Judging done there, but wants the certificate credited to the "Home" Region, can submit the SOQ to the second region's AP Manager with explanations.
4. Submit a typed or legibly printed SOQ and the required supplementary attachments.
Note: Association Official, Association Volunteer, and MMR Categories specifically provide that the SOQs may be initiated by others.
5. Include on or with the SOQ all of the following:
 - Evidence of technical or service accomplishment.
 - Attachments of all supplementary material necessary to fully meet the stated requirements of the category.
 - Attachment of Merit Award Certification forms if required.
 - Certification by the Regional Manager.

Witnesses

For those categories which require that someone act as a witness or a judge to the accomplishments of the member requiring certification, a qualified witness shall be:

1. Past or present National or Region Officers;
2. Past or present National, Regional Contest or Achievement Program Manager or AP committee members;
3. Past or present AP National, Region or Division Manager or members holding the certificate;
4. NMRA members appointed by the Region or Division AP Manager as committee members, judges or witnesses

All witnesses must be current NMRA members and put their NMRA number on the witness form.



ACHIEVEMENT PROGRAM ASSOCIATION VOLUNTEER STATEMENT OF QUALIFICATIONS FORM

May 2006


page 1 of 3

Member's Name: _____ NMRA #: _____ Exp: _____
 Street: _____ City: _____ State/Prov: _____
 ZIP/PC: _____ Country: _____ NMRA Region: _____
 Date Submitted: _____ E-Mail: _____ Phone: _____

To qualify for this certificate you must:

1. Serve actively on NMRA Committees (National, Regional or Divisional) long enough to accumulate at 60 certified time units (TU).
 - Active satisfactory service as a General Chair of a National Committee at the rate of 4 TU per month.
 - Active satisfactory service as a National Committee Chair at the rate of 3 TU per month.
 - Active satisfactory service as a Regional Committee Chair or a National Committee member at the rate of 2 TU per month.
 - Active satisfactory service as a Region Committee member, a Division Official or Committee Chair at the rate of 1 TU per month.
 - Active satisfactory service as a Division Committee or Board member at the rate of 1/2 TU per month.
 - Editors of an NMRA publication shall receive credit for their service at the rate appropriate for Committee Chairs.
 - Service as a Division Officer or Director (other than at the Region level) shall be credited at the same rate as that for service on Regional Committees.
 - Division Superintendent (President) at the rate for a Regional Committee Chair. All other Division Officers will accumulate at the rate for a Regional Committee member.
 - Editors of 100% NMRA Clubs, having ten or more members, may earn one point per issue of the Club Newsletter, providing it is four pages or more. All Newsletters must have four issues on file in the NMRA Library, edited by the person applying, before points will be considered for credit.
 - Official judges at an NMRA - sponsored model contest shall be given time units for such service at the contest only, not monthly, as a one-time service credit per contest as follows: National 3 TU, Regional 2 TU, Divisional 1 TU
 - Individuals (and their crews) who open their home or club layout for tours in conjunction with NMRA conventions or other NMRA sponsored events earn credit of 3 TU/day that the layout is open for viewing to a maximum of 12 TU for a National event, 6 TU for a Regional event or 3 TU for a Divisional event.
 - Individuals who participate in modular layouts in conjunction with NMRA Divisions or at NMRA sponsored events earn credit of 3 TU/day for each day that the layout is open for viewing at the event to a maximum of 12 TU for a National event, 6 TU for a Regional event or 3 TU for a Divisional event.
 - Boy Scout Railroading Merit Badge Counselors who are NMRA members can earn 1 TU per month and 1 TU per Scout that qualifies. This credit is retroactive with no time limit for those who have served as Counselors in the past provided that they were also NMRA members during the time of service.
 - A live clinic that is presented more than once earns Association Volunteer credits for each additional (the first presentation is credited toward Author) presentation at the following schedule:
 - National Clinic - 3 Time Units
 - Region Clinic - 2 Times Units
 - Division Clinic - 1 Time Unit
2. Certification of accomplishment shall be by the committee chair in the case of committee members and by the appointing officer in the case of a Committee Chair. Certification of active service as Chair of a convention sponsoring group shall be by the Region or National President as appropriate. Current Regional Secretaries or the National Secretary may certify when the appointed officer is not available or when many positions will require several signatures.
3. Submit a completed Statement of Qualifications (SOQ) itemizing evidence of the completion of the above requirements.

In case of exceptionally outstanding service, the Chair of a committee or the appointing officer, in the case of a Committee Chair, may initiate the SOQ for a member whom he or she knows to have met the requirements. However, the member must sign the "Member's Statement and Agreement".



**ACHIEVEMENT PROGRAM
ASSOCIATION VOLUNTEER
STATEMENT OF QUALIFICATIONS FORM
May 2006**

page 2 of 3

Member's Name:

NMRA #:

Exp:

RECORD OF SERVICE

POSITION HELD	FROM	TO	LEVEL N - National R - Regional D - Divisional	POINTS/ MONTH	POINTS EARNED	VERIFIED BY	NMRA #

TOTAL POINTS	
--------------	--



**ACHIEVEMENT PROGRAM
ASSOCIATION VOLUNTEER
STATEMENT OF QUALIFICATIONS FORM**
May 2006 page 3 of 3

Member's Statement and Agreement:

I certify that I have completed all of the requirements for this Certificate of Achievement as listed above and that I will agree to assist other members in this subject whenever possible, whether or not they are participants in the Achievement Program.

NAME: _____ SIGNATURE: _____ Date: _____

Certification of Regional Achievement Program Chair

As the NMRA Regional Achievement Program Chair of the _____, I certify that I have examined this SOQ and, having compared it to the stated requirements for this certificate, I am satisfied that the stated requirements have been met.

NAME: _____ SIGNATURE: _____ Date: _____

Region Cert #: _____

Approval by AP National Executive Vice-Chair

NAME: _____ SIGNATURE: _____ Date: _____

In next month's Flatwheel, John Hemsath, MMR will start a 3-part series on his PATH TO AN MMR.

As an FYI, I have to date earned four AP certificates including the Association Volunteer certificate that is the subject of Joe's current article series. This is one of the easiest certificates to earn. The key is to keep or assemble and then maintain a log, with appropriate verifying signatures. When you have the total hours needed, or more, to qualify, simply fill out the paperwork and submit them to the North Coast Division's AP Chairman, Bruce Brintnall, MMR. - Editor

HELICON FOCUS



BY BRUCE BOWIE
PHOTOS BY THE AUTHOR

Photography has always been an interest in my life well behind model railroading, but still there. I purchased my first SLR camera when I went off to college. It was a decent model made by Canon. It required a lot of photography knowledge as it was all manual adjustments including focus, shutter speed and aperture. I used it for the typical family and vacation photos, and of course, trains large and small.

Towards the end of the last century (yes, I really did say that), I replaced my original camera with a Minolta Maxuum 7000. While still a film camera, it automated the camera focus and settings. Not surprisingly it markedly improved my photos.

After the turn of the century, through my employer, I obtained a decent digital camera, a point-and-shoot Canon G4. While I still owned my SLR, the handiness of having a digital camera caused me to seldom use the SLR. I particularly liked the digital camera due to its much smaller footprint. This allowed me to place the camera "into" the layout while taking model photos.

With the advent of smart phones and their included digital cameras, I again noticed my photo taking habits sliding towards the convenience factor. The smart phone was ALWAYS in my pocket whether visiting a friend's layout or seeing a prototype train or structure I wanted to capture. My digital photo collection grew and grew.

The personal photos I have used in *The Flatwheel* since taking over the editor's position have all been taken with a smart phone. Until recently, my phone was a 3 generation old Samsung S5. I replaced it with a Samsung Note 8 a few months ago. Both phones take very good photos. The Note 8 has, in addition to improved optics and software, OIS (**O**ptical **I**mage **S**tabilization). All combined, the Note 8 is allowing me to take in my honest opinion some amazing real life and model photos.

This long introduction brings me to the point of this article. From my first camera to my current smart phone camera, I have always had the issue of out-of-focus areas in the photo when taking the closeups required when photographing models. Look at this month's cover photo. The roof and birds are well focused, but the buildings in the background are hugely out of focus. This is very common of closeup photos.

There have been a number of work-around's over the years to improve on this issue. The model press had articles a half-century ago on making a pinhole lens for

your SLR. A manufacturer, Fricko, came out with such an adapter you could screw on the end of your standard lens. I still have a barely used one!

These work-around's, and more recent DSLR cameras with better lens and software, improve on the problem. But they all have issues that makes taking well focused closeups of our models difficult.

"Helicon Focus is a proprietary commercial digital image processing tool, first released in 2003, developed and published by Helicon Soft Limited, Germany. Helicon Focus is designed to blend the focused areas of several partially focused digital photographs to increase the depth of field (DOF) in an image. To increase it, Helicon Focus is capable of merging several differently focused images together to create one image where the subject is entirely in focus." - Wikipedia

While visiting Dave Lawler's ONTARIO SOUTHERN RAILWAY COMPANY Ltd. railroad, I took several photos of different areas without the idea of testing Helicon

PHOTO 1 - Foreground sharp, mid-ground building unfocused



Focus.

I went home and with the idea to test Helicon Focus, I downloaded a 30-day free edition. They of course have tutorials and YouTube videos to teach you how to use their product. But I was testing its ease of use, so why "read the instructions?"

I dragged and dropped two photos onto the main work screen. Photos 1 & 2 below are cropped versions of the photos to help highlight the areas of focus. You can clearly see the truck at the front of Photo 1 is in focus and the tall building part way back is fuzzy. In photo 2, I focused on the building so the truck came out fuzzy. How many model photos have you taken like these where much of the photo is out of focus?

Helicon Focus has three rendering methods to choose from. Not having read the instructions, I opted for the default Method A. I then hit the green RENDER button. A few seconds later, I had the photo shown on the next page. Very simple, quick and, I think, impressive!!

PHOTO 2 - Building sharp, foreground unfocused



My quick study described here rendered only 2 photos. Helicon Focus can render a large number of images. If you look close at PHOTO 2, the layout's backdrop is not in focus and while the building is sharper, it is not truly in focus. The two photos were taken without the idea of stacking in Helicon Focus. They were simply "snapshots" I took during the open house.

If I were intending to make a really nice final photo of this example using Helicon Focus, I would have used maybe 6-8 shots with the focus spread from front to rear, making sure the key items were the point of focus in the various shots (front of the truck, back of the truck, crossing sign, outhouse, Hobby House, front wall of tall building, the 1st row of trees and finally the blue sky backdrop). With newer smart phones this is easily done by selecting the option to focus where your finger touches the screen.

The main thing to keep in mind as you take your series

of photos is to keep the camera in the EXACT same position while changing the point of focus.

So, I impressed myself and today, went on-line and purchased a one-year license.

There are three versions of Helicon Focus available, Lite, Pro and Premium. The Lite version will accomplish everything most of us need to generate some incredible model photos.

A one-year license for Helicon Focus Lite normally costs \$30. As of this writing, December 2, 2017, it is available for \$24.

If you are like myself and enjoy taking photos of trains small and large, I highly recommend you try Helicon Focus.

Use the free 30-day trial to see if you might make use of it going forward. Or just to make that one amazing photograph of your favorite modeling subject. 🚂

RENDERED PHOTO - Mid-ground sharp, foreground sharp!



THE BYLINE...



BY GARY SOLE
PHOTOS BY THE AUTHOR

Well, I needed to take a few months off from writing this Byline for our Editor, as other responsibilities were in the way. Still, in my spare time I was able to build a few kits.

Several years ago, I purchased a number of InterMountain tank car kits, many with Shippers Car Line Corp. reporting marks. These were popular in the 1940's on the Santa Fe. However, the kits looked difficult and I never bothered to build any of them. One day while going through kits that are still awaiting assembling, I saw these kits on the shelf and wondered how long one might take to build? When you open the box, the number of parts is a bit daunting.

I started by reading through the instructions and marking the areas where I had questions. Then rereading those areas of the instructions until I understood each process. The first kit took me about six hours and it made up into a nice tank car. The following four kits took about 4.5 hours each.

I found after building the first kit that it is best to assemble the kit in the following order: Build the tank body as one assembly. The underframe and running boards as one assembly and the same with the trucks.

Now attach the tank body to the underframe and running boards (this is Step 2. c. in the instructions). It will take some care to do this, but the safety placard brackets are already mounted on the running boards (much easier than putting them on when the tank is in place, how do I know that?).

The trucks with the kit are in four pieces. If you use some care in assembling them they look good and roll well if you use metal wheels sets. I put a spot of superglue where the bolsters attach to the side frames. Then I hit the trucks with some flat black and usually a mist of flat brown to accent the truck detail.

These cars came in 8,000 gallon and 10,000 gallon versions. The car in the middle is an 8,000 gallon car, sandwiched between two larger 10,000's.


That raps it up for this month. These cars do make nice additions to your freight car fleet, adding some dimensional verity.

Next month I'll discuss building Athrean 62' tank cars.

To all, have a prosperous and healthy New Year and always have fun with the hobby!



SOME INFO ON MODEL PAINTS



BY JOE KURILEC, MMR

I have had a few discussions with members about model paints. I wanted to share info that might be of use.

TruColor Paints

Paints that are in the number series TCP-005 to TCP-799 are air brush ready paints. I have had very little luck doing that.

I found better results using Tru-Color thinner TCP-15-16.

Paints with the number series 800 to 899 are designed to be hand-brushed. I have gotten OK results using Tru-Color thinner for air brushing.

The thinner is acetone based but I still use Tru-Colors thinner. I do use acetone for clean up.

I contacted one of the people that formulated Tru-Color paint with questions and they are VERY helpful.

Phone: 623-551-2540

e-mail: tru.colorpaint1@yahoo.com

website: www.trucolorpaint.com



Tamiya Paints

Tamiya Paints are pretty good. I use Tamiya X-20A thinner with good results. I found that the number codes on X series paint bottles are NOT flat finish paints.

The XF series paints are flat finish paints. The "F" in Tamiya paints XF series indicates a flat finish. There are many military colors in the Tamiya line that can be used for scenery and weathering projects. Check them out.



Vallejo

Vallejo is another brand of paints I use. Model Air series and Model Color series air brush pretty good. I use Vallejo thinners with this brand of paint.

Vallejo has a wide range of colors.

MicroLux Paints

Another really good line of paint is the MicroLux brand. I purchased this paint thru Micro-Mark.

www.micromark.com



There are two types of paints. Airbrush and brush on. I still found that these paints need to be thinned. I did get very good results using this brand. Micro-Mark sells several brands of

paints.



Other Options

Pat Catans craft stores have a large selection of all types of paints.

I use the DecoArt, Americana brand acrylic paint with good results.

Catans also stock many types of thinners and cleaners for every type of paints.

A few parting thoughts

One last tip. I still use BB's in my paint bottles to help mix the paint before using. A bottle of BBs can be purchased at sporting goods stores.

I learned that it is better to use small nuts from home supply stores. These will not fall into air brush jars as BBs can.

The small size nuts also do NOT block the openings of paint bottles such a Vallejo. 🛠️

I also used BB's with good results for years in my Floquil paints. But when I switched to using all acrylic paints, I found out the hard way the BB's will eventually RUST, generating chunks in your paint. I have since switched to stainless steel hex nuts. I place at least three per jar. They work in all types of jars and do not rust or plug the hole in squeeze bottles. They can be purchased in quantity online or Ace Hardware if you only need a few. - EDITOR

MODELING IS MODELING IS MODELING

This is a model of a typical Great Lakes Whaleback Steamer, the "James B. Colgate", built 1892 in Superior, Wisconsin and sank 30 miles north of Cleveland on October 20, 1916 during the "Black Friday Storm".

It is scratch-built and being donated to the National Museum of the Great Lakes in Toledo.

It will be the centerpiece of a special display for "whaleback" ships that were indigenous to the Great Lakes. The model is 1/8"-to-the-foot scale which is the museum's standard. 🚢

Beautiful, and almost HO scale model! - EDITOR




BY DAVE LAWLER

PHOTOS BY THE AUTHOR



GREAT LAKES SCIENCE CENTER PROJECT

BY JOE KURILEC
MMR



NOTE: VOLUNTEERS WILL BE NEEDED UNTIL MID-FEBRUARY!

We NEED volunteers to staff the module, set up modeling events (building RR items of ANY type) and any other "PR" that YOU might want to do!

Parking will be covered!

Printed ID of the models still needs to be worked out with GLSC.

This is a FOUR month event running 7 days a week between 10AM and 5PM.

First: The Railroad show "All Aboard, Trains" opens to the public Friday, Nov. 3 2017 and runs till Sunday, Feb. 2, 2018.

**Cumulative attendance
through January 24 was 39,546!**

The GLSC is CLOSED every MONDAY.

You will be required to have a Division ID badge and or a Division 4 shirt.

This is a VERY SPECIAL event that the Division is LUCKY to be part of!

We all need to promote the future of the hobby of model railroading!

Contact me with your needed volunteer time or questions. 🚂

Joe Kurilec, MMR

jkurilec@earthlink.net

440-243-2337 PLEASE leave a voice mail!

PLEASE consider helping your Division....

440-243-2337 PLEASE leave a voice mail!

Keep Your Curiosity on Track

ALL ABOARD!

The Science of Trains

November 3, 2017 -
February 19, 2018

In collaboration with the
National Model Railroad
Association Ohio Division 4



GREAT LAKES
Science Center
Stay Curious.

GreatScience.com

f t @ #StayCuriousCLE

WHAT'S GOING ON?

FEBRUARY 4TH

Medina Train and Toy Show

Medina Fairgrounds, Medina, Ohio 44256

9 am to 3 pm

Adm. \$6.00

Phone: 330-948-4400

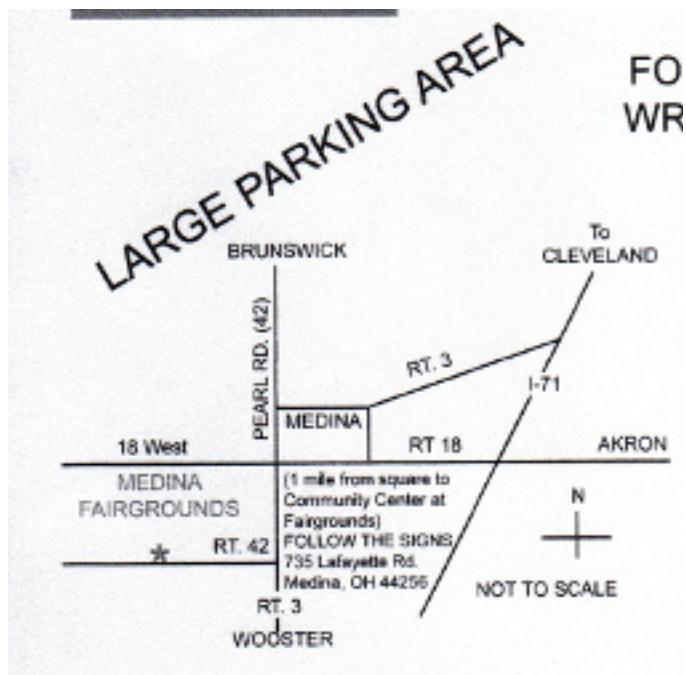
330 / 948-4400

Medina County Community Center

Medina Fairgrounds


735 Lafayette Rd.

Medina, OH 44256



The Great Lakes Division
TRAIN COLLECTORS ASSOCIATION
Winter of 2018
TRAIN MEET
Saturday, January 27, 2018

U.A.W. HALL (Parma)
5615 Chevrolet Blvd.
Cleveland, Ohio 44130



- FREE PARKING
- GROUND LEVEL ENTRANCE
- GOOD LIGHTING
- WIDE AISLES
- ALL SCALES: O, S, HO, N, Z & LARGE SCALE
- NEW AND OLD TRAINS
- PARTS, REPAIR MANUALS, PRICE GUIDES, BOOKS, ETC.
- TRAIN VIDEOS
- MODEL BUILDING SUPPLIES AND KITS
- LIONEL, AMERICAN FLYER, MTH, WILLIAMS, WEAVER
- 17.5" TABLES
- REFRESHMENTS AVAILABLE

All TCA National Rules will be enforced.

ADMISSION \$6.00 Each, \$8.00 Family
Children Free

Open to the Public 10 am - 3 pm

For Meet Information Contact: Ed Mulvan:
1401 065-0682
emulvan121@aol.com
www.greatlakesTCA.com



LOCATION
DIRECTIONS

From Cleveland
I-490 to I-71 Southbound to W 130th, to
Brickpark Road to Chevrolet Blvd.
From Southport
I-490 to I-71 North to Stone Rd.
to Chevrolet Blvd.
From East
I-490 West to Parkman Road to
Brickpark Road to Chevrolet Blvd.
From West
I-490 East to W. 130th Street East to
Brickpark Road to Chevrolet Blvd.

Denny's Trains will have its second

MANSFIELD TRAIN SHOW

Sunday, February 11, 2018
in The Fairhaven Hall
10-4 at the Richland County Fairgrounds
750 N. Home Rd., Mansfield, OH 44906
Admission 10-3 \$5 under 12 free
3-4 Admission FREE!!!

THIS SHOW WILL HAVE ONLY TRAIN-RELATED ITEMS.

If you are looking for tupperware, fishing lures, plants, coins, star wars crap, toys, Barbie dolls, jewelry, Godzilla figures, die-cast cars, baby clothes, basement water-proofing booths, etc. this show is not for you.

This show **WILL** have several operating layouts and over 100 tables of quality train-related items.

DEALERS - 8 ft. tables \$25 - Saturday set-up 4PM - 8PM
Sunday set-up 7AM - 10AM

There will be limited drive-in access to unload

Dealers must stay completely set-up until 4PM

For more information, contact Dennis Brees at 419-606-7934

Please make checks payable to:

Dennis Brees
22537 State Route 3
Loudonville, OH 44842

INDEPENDENCE



Saturday March 3, 2018 TRAIN & TOY SHOW
10 am to 3 pm

The Independence High School *Fieldhouse*
6001 Archwood Road
Independence, Oh 44131

Adults \$6.00 * Children 12 and under FREE

800 Dealer Tables - Operating Layouts
 Good Food
 Tables - \$1 @ \$25.00 cash



Directions:
 Rt 480/77 - Backside Rd Exit
 Exit to Breckville Rd - Right Turn
 - South to Selig Dr - right turn

For info/tables call Dennis Puffer (216) 842-0882
 Email: kdtrains@aol.net

Rules for Dealers:

Dealers will set up at 4:00 pm - 8:00 pm.
Saturday - 7am-10:00am

Dealers will accept full responsibility for any injuries or damage to their property when exhibiting the show. Dealers expressly release the promoters, KD Trains LLC, and the Independence Fieldhouse from any liability and agree to hold promoters harmless therefrom. It shall be considered all parties released. All items/stockage



materials placed under tables. All loading/unloading to be done at designated entrance. There is to be nothing attached to walls/floors. Dealer must give KD Trains, LLC one week prior notice if unable to attend.

No pack-up before 3 PM

March 2018 KD Train Show Payment must be in cash with American
 two free tables per exhibitor

PLEASE PRINT

NAME _____

Phone: (_____) _____

Address: _____

City: _____

State: _____

TABLES WANTED: AMT. ENCLOSURE \$ _____ NO. OF TABLES _____

Sponsored by KD Trains

8:30-10:00am

Selling Items - Table cost \$25.00 each

Load in PM 8:00 pm to 10:00 pm

Set-Up Time 10:45 am

Make Checks Payable To:

KD Trains, LLC

Mail To:

KD Trains, LLC

22537 State Route 3

Loudonville, OH 44842

419-606-7934

Payment must be in cash with American

two free tables per exhibitor

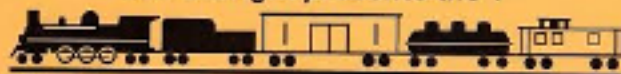
Set-Up Time 10:45 am

Load in PM 8:00 pm to 10:00 pm

Selling Items - Table cost \$25.00 each

Please return this part only

Jon Ulbright presents the 1st



Mt. Hope Train & Toy Show

sponsored by CJ Trains LLC
www.cjtrains.com

Featuring:

- All Gauges & Parts
- Running Layouts
- Farm & Vintage Toys
- Die-cast Models
- Books & Videos
- NASCAR Items
- 600+ Dealer Tables
- Free Parking
- Catered by Mrs. Yoder's Kitchen

Saturday, March 24, 2018

10:00 AM - 4:00 PM • Admission: Adults \$5.00 • Children 12 and under FREE

Mt. Hope Event Center

3376 St. Rt. 241

Mt. Hope, OH 44880

(Using GPS) 6075 St. Rt. 241, Millersburg, OH 44664

Rules for Dealers:

1. Dealers will set up before 9:00 am, on Saturday
2. Dealers will accept full responsibility for any injuries or damage to their property when exhibiting the show. Dealers expressly release the promoters (CJ Trains LLC and Mt. Hope Event Center) from any liability and agree to hold promoters harmless therefrom. It shall be considered all parties released. All items/stockage materials placed under tables. All loading/unloading to be done at designated entrance. There is to be nothing attached to walls/floors. Dealer must give KD Trains, LLC one week prior notice if unable to attend.
3. All tables will be assigned for each show that is shown in order to attend. Dealers will be notified by email or phone. If unable to attend, please call the promoter at 419-606-7934 or email at kdtrains@aol.net. It shall be considered all parties released. All items/stockage materials placed under tables. All loading/unloading to be done at designated entrance.
4. There is to be nothing attached to walls/floors.
5. If any items are damaged or lost, the exhibitor must be placed \$25.00. If the exhibitor does not have insurance, the exhibitor must be placed \$25.00. If the exhibitor has insurance, the exhibitor must be placed \$25.00. If the exhibitor has insurance, the exhibitor must be placed \$25.00. If the exhibitor has insurance, the exhibitor must be placed \$25.00.

© 2018 Yoder's Kitchen



Next Show:
November 3, 2018

Please Print

Dealers - \$25 per 8 ft. table in advance - Buy 5 tables, get 1 FREE! - Two free tables per exhibitor

Name _____

Phone _____

Address _____

City/State/Zip _____

Email _____

2, 4, 6, 8, 10 12 14 16 18 20 22 24 26 28 30 32 34 36 38 40

Tables _____ Tables _____ Tables _____

Price per table \$25.00 in advance, includes 1 free table

All table orders are pre-paid! No exceptions!

Make checks payable to:
 CJ Trains LLC
 c/o Jon Ulbright
 PO Box 440
 Wooster, Ohio 44691
www.cjtrains.com

Call after 6:00 PM
 Jon Ulbright
 330-272-7401 • 330-486-3667
jon@cjtrains.com
 Mt. Hope - Spring 2018



RAILFEST 2018

Saturday and Sunday

March 17 & 18, 2018

10 am to 4 pm

Buy – Sell – Trade

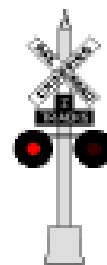
Located at:

Lakeland Community College

7700 Clocktower Dr.

Kirtland, Ohio 44094

State Rt. 306 at Interstate 90 – ext 193



Use the Luck of the Irish and find your Pot of Gold filled with your Train Treasures.



Operating Layouts

N Scale Layouts
(LENS)

HO Scale layout
(LG HO G)

S Scale & American
Flyer
(Cuyahoga Valley S Gauge
Association)

Lionel O Gauge
LGB G Gauge

Live Steam Display
(Lake Shore Live Steam)

Admission \$7.00

Two Day Pass \$12.00
Family (couples) \$12.00
Family (max) \$12.00
(Adults with Children under 18)

Food Service Available at reasonable prices

Features

- Dealers
- RR Flea market
- Exhibitors
- Operating Layouts
- Video Tapes
- Historical Displays
- Train Ride Info
- Food Service Available
- ATM

For Information Write:

NMRA MCR Division 5
PO Box 5081
Mentor, Ohio 44060

Phone: (440) 357- 8890
Phone: (440) 417- 6746

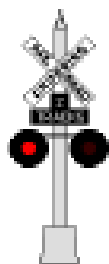
Email: raiffest@mcr5.org



Free Parking

Free Shuttle Bus
9:30am – 4:30pm

Presented by



National Model Railroad Association

MCR – Division 5 Event

Since 1987 at Lakeland

Visit us at www.raiffest.org

Facebook at www.facebook.com/RaiffestTrainshow

Largest continuous running two day train show in OHIO!





Welcome Back!
May 17-20, 2018

*Our first convention since
the 2005 NMRA National*



We've prepared tons of fun for everyone!



Abundant Premier Layouts!

Special Thurs Afternoon Early-Bird Layout
Open Houses - *Gerry Albers* and *Bob Lawson!*
Layout Tours All 4 Days!
Operating Sessions All 4 Days!



Awesome Commercial Bus Tours!

Fantastic Rail Industry Prototype Tours
Fabulous General Interest Tours



4 'Great Model Railroad' Mini-bus Tours (12 layouts)!



Numerous Rail and Non-Rail Clinics

Special Guests *Gerry Leone*, *Lou Sassi* and
another speaker from *Model Railroader!*
Non-Rail Luncheon and Saturday Banquet



Plentiful Additional In-Hotel Attractions

Extra Large White Elephant Sale!
Model, Photo and Crafts Contests
Raffle, Company Store, Hospitality Room
Scenicked Layouts at the Hotel



Register Now for Priority on Extra Fares & Ops

See form at our booth or www.cincy-div7.org

HOBBY SOURCES IN OUR AREA

State Tool & Die 
4780 Briar Road | Cleveland, OH 44135 | T: 216-267-6030



Shop our entire inventory of HO scale cars and accessories at www.statetoolanddie.com

Sounds Of Motion 
DCC SALES AND TECHNICAL SUPPORT

6910 SOM Center Rd. Solon, OH 44139
Phone 440-248-4599

FRANK FEKO
Proprietor
frankfeko@gmail.com

DEPOT TRAIN & HOBBY
"It's not just a Hobby . . . It's an Adventure."

Garden Railroad, Lionel, HO, & N
Trains, Track, and Accessories
Plastic Models, Rockets,
Wooden Ships, Hobby Tools, and Paint



4342 W. 130th Street
Cleveland, Ohio 44135
216-252-8880
www.depotland.com

EASTERN OHIO TRAINS
The Hobby Home of High Speed Service

2740 Fairmount Blvd.
Cleveland Heights, Ohio 44106
Phone: 216-215-7377
Fax: 216-371-0931
email: ehss@aol.com
www.easternohiotrains.com

Joe Andrews, Proprietor

JASON'S BRASS POLES

We specialize in trolley model products.
Railroad Trolley & Specialty & Model Railroad Dealer

Brian Weisman - Owner

bweisman@roadrunner.com (TROLLEYS & MODEL RAILROAD DEALER)

<http://www.jasonsbrasspoles.com/>

These vendors are members of our very own NORTH COAST DIVISION! Give them a try when you need the supplies and services they offer!! - Editor

AL'S TRAINS & HOBBY LLC
 708 BROADWAY AVE.
 BEDFORD, OHIO 44146



DCC INSTALL
 FRAME MILLING
 TRAIN SETS & ACCESSORIES
 MODEL KITS-SLOT CAR SETS
 & ACCESSORIES

HOURS:
 M-W-F: 10-6
 THURS: 10-7
 SAT: 10-4
 SUN-MON: CLOSED

Phone: 440-232-0591 Fax: 440-232-0596
www.alstrains hobby.com email: al@alstrains hobby.com

(216) 661-7300
 FAX (216) 661-6433



TRADING POST TRAIN SHOP
 FEATURING LIONEL TRAINS

JAMES J. BERILLA
 Owner

4394 PEARL RD.
 CLEVELAND, OHIO 44109

DEPOT TRAIN & HOBBY
 "It's not just a Hobby . . . It's an Adventure."

Garden Railroad, Lionel, HO, & N
 Trains, Track, and Accessories
 Plastic Models, Rockets,
 Wooden Ships, Hobby Tools, and Paint



4342 W. 130th Street
 Cleveland, Ohio 44135
 216-252-8880
www.depotland.com

KEEP YOUR TARGET "ACQUIRED"
AT THE

WARZONE
MATRIX



CHRIS WILSON
 (216) 433-1316
WARZONEMATRIX.COM

1704 ROCKY RIVER DRIVE
 CLEVELAND OHIO 44135
M2ONE@sbcglobal.net

MON - SAT 10-5
 SUN. NOON-5

www.ormandys.com



EXTENDED HOLIDAY HOURS

I - HO - Z GAUGES AND PARTS

Ormandy's



TRAINS & TOYS FOR THE CONNOISSEUR
 SPECIALIZING IN EUROPEAN TRAINS
 BUY & SELL OLD TOYS



JOHN ORMANDY

330-722-1019
 330-722-2205 Fax



10 PUBLIC SQUARE
 MEDINA, OHIO 44256

Model Trains

Jan Dell Flowers Train Shop
 Lionel - MTH - Märklin - Micro-Trains - Kato - LGB - Piko - Bway Ltd.

19350 Detroit Road Rocky River OH 44116
 440/331-2392
 Jim Lewis



Uncle Ray's Trains
 4282 Lake Rd. • Sheffield Lake, Ohio 44054







uncleraystrains@gmail.com
 Or call Uncle Ray at... (888) 933-2999 • (440) 933-0609

www.uncleraystrainsoh.com

Stewart's Hobbies & Collectors' Toys

Trains • Plastic Kits • Die-Cast Cars
 Slot Cars • Toy Soldiers

38033 Euclid Ave. • Willoughby, OH 44094

440/942-6632

STORE HOURS:
 M-F 12-6
 THURS. 12-8
 SAT. 10-6

ROB STEWART
 SANDY STEWART

• Buy •
 Sell • Trade
 Old & New



Strongsville Hobby
of Elyria
440-366-0665

ELECTRIC & NITRO R/C CARS, BOATS, AIRPLANES, SLOT CARS, ROCKETS
HOBBY SUPPLIES & PINE CAR DERBY, TRAINS & PLASTIC MODELS

831 Chestnut Commons Dr. Elyria, Ohio 44035
Phone (440)366-0665 Fax (440)366-0666

R/C TRACK ON SITE
www.strongsvillehobby.com

Mon - Fri 11:00 - 8:00
Sat 11:00 - 6:00
Sun 12:00 - 5:00
JERRY IVANCIC

DANIELS HOBBIES *Premium Quality*
Est. 1978

34E Main Street, Norwalk, OH 44857
M-Sat 10AM-6PM, Closed Sundays
(419)588-2029 | danielshobbies.com



THE MUSIC BOX

Grand Pacific Junction
8062 Columbia Road
Olmsted Falls, OH 44138

440-235-1625 themusicbox@prodigy.net

BAD L's Hobby
Your One Stop Slot Car Shop!

13397 Smith Road
Middleburg Heights, OH 44130



440-941-BADL (2235)
info@badlhby.com
<http://badlhby.com>

Bob Lusch
The "B" in BAD

HOBBYTOWN USA

7982 PLAZA BLVD.
MENTOR, OH 44060

HTUMENTOR@AOL.COM
440-974-2116 MON-SAT 10am-8pm

STOCKYARD EXPRESS LLC
O-Gauge MTH Electric Trains & Accessories
Where the bull stays in the barn and the train rolls down the track

- MTH Authorized Service & Demo Center -

MTH - Lionel - Atlas
'O' Trains, track, accessories and more

49293 Plate Rd
Oberlin, OH 44074
(South of Bembert & SR 20)

Clyde & Diane Lewis
440.774.2131 / 440.774.7575 fax

www.stockyardexpressllc.com
email:stockyardexpress@aol.com




BEN FRANKLIN

Plastic, Wood & Metal Models
Trains • Rockets • Kites • Coin Books
Die Cast • Roadrace • Pine Car Derby
Puzzles • Radio Control • Dime Store

Large Selection 183 Park Ave.
Great Prices Amherst, OH 44001
Howard Mowcomber 440-988-5462

tanm55@centurytel.net

Stauffer Books & Prints



www.staufferbooksandprints.weebly.com

STAUFER BOOKS & PRINTS
(330) 636-1672

PLEASE SUPPORT THESE DEALERS!

NEW

CORNER FIELD



MODEL RAILROAD & HOBBY

16720 Pioneer Road • Middlefield, Ohio 44062

Located in Huntsburg

Tom Elesh, Owner • 440-636-5162

Website: cornerfieldmodelrailroadmuseumandhobby.com

Email: cornerfield@cornerfieldmodelrailroadmuseumandhobby.com

PLEASE SUPPORT THESE DEALERS!

DIVISION 4, MCR, NMRA

The North Coast Division

The North Coast Division holds 10 meetings a year (none in July and August). Meetings are on the 2nd Friday of each month. A social half hour starts at 7:00 p.m. followed by a short business meeting at 7:30. After a short break, a railroad themed raffle and clinic complete the typical agenda. Meetings are held at The Church of The Redeemer, 23500 Center Ridge Road, Westlake, OH 44145. Visitors are welcome to attend any meeting.

The Division's newsletter, *The Flatwheel* is published monthly (except during July and August) by Division Four of the Mid-Central Region (MCR) of the National Model Railroad Association (NMRA). All comments are welcome. Views expressed in *The Flatwheel* do not necessarily reflect the opinion of the NMRA, MCR, or Division Four.

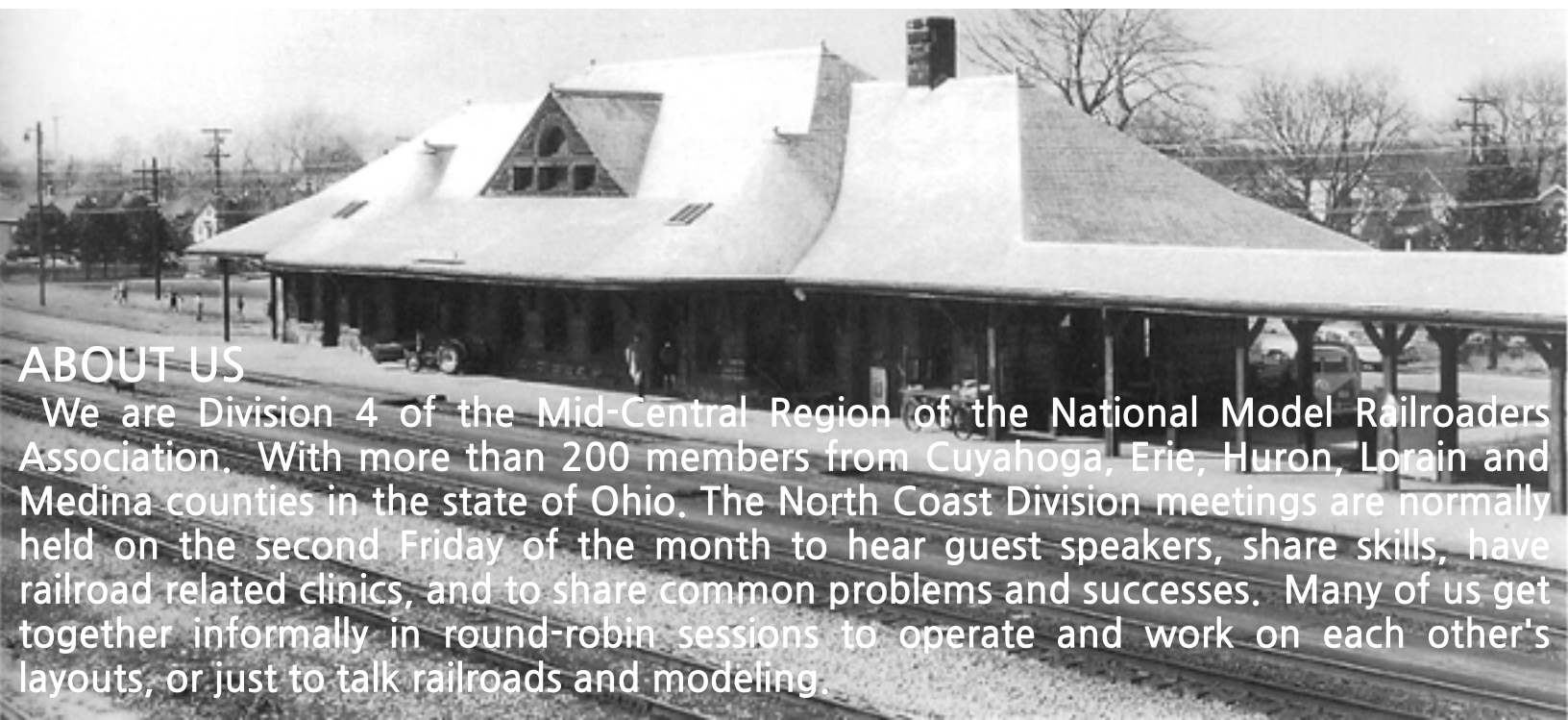
Uncredited photos courtesy of the editor or staff photographer Dave Williams.



The Flatwheel is typically electronically published no later than the Monday preceding the monthly meeting. Submissions are due no later than the 26th of the prior month, for example, August 26th for the September *Flatwheel*.

Yahoo - The Division has a Yahoo group available for members. Send your request to join to dave_wms@sbcglobal.net. It's best to include "Division 4" in the subject line and include your name. The group is private and does not appear on the Yahoo directory. 🚂

The LS&MS station at Sandusky, Ohio is a Shepley, Rutan, and Coolidge design. Opened in 1892 and restored in 1999. The station canopy on the right (east) connected with a baggage and express building, still present today. This view dates from a cold day in March 1963. *NOTE 1: YOUR EDITOR HAS LARGE DRAWINGS OF THIS BEAUTIFUL STATION SHOULD ANYONE WISH TO BUILD A MODEL. NOTE 2: IT IS LARGE!*



ABOUT US

We are Division 4 of the Mid-Central Region of the National Model Railroaders Association. With more than 200 members from Cuyahoga, Erie, Huron, Lorain and Medina counties in the state of Ohio. The North Coast Division meetings are normally held on the second Friday of the month to hear guest speakers, share skills, have railroad related clinics, and to share common problems and successes. Many of us get together informally in round-robin sessions to operate and work on each other's layouts, or just to talk railroads and modeling.